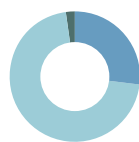
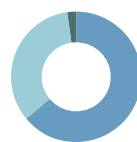


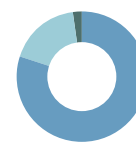
## Strategic Asset Allocation Models



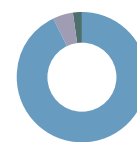
CONSERVATIVE

MODERATE  
CONSERVATIVE

MODERATE



MODERATE GROWTH



GROWTH

CURRENT POSITIONING	CONSERVATIVE	MODERATE CONSERVATIVE	MODERATE	MODERATE GROWTH	GROWTH
<b>EQUITY</b>	<b>30%</b>	<b>48%</b>	<b>63%</b>	<b>77%</b>	<b>98%</b>
U.S. Large Cap Blend	20%	22%	27%	32%	45%
U.S. Large Cap Growth	0%	3%	5%	7%	8%
U.S. Large Cap Value	0%	3%	5%	7%	8%
U.S. Mid Cap Equity	4%	7%	9%	11%	13%
U.S. Small Cap Equity	1%	3%	5%	7%	8%
Non-U.S. Developed Market Equity	5%	10%	8%	9%	11%
Emerging Market Equity	0%	0%	4%	4%	5%
<b>FIXED INCOME</b>	<b>68%</b>	<b>50%</b>	<b>35%</b>	<b>21%</b>	<b>0%</b>
Investment Grade Intermediate Maturity Fixed Income	58%	41%	31%	21%	0%
Investment Grade Short Maturity Fixed Income	0%	0%	0%	0%	0%
Non-Investment Grade Fixed Income	7%	6%	4%	0%	0%
Non-U.S. Fixed Income	3%	3%	0%	0%	0%
Multi-Sector Fixed Income	0%	0%	0%	0%	0%
<b>ALTERNATIVE INVESTMENTS/MANAGED FUTURES</b>	<b>0%</b>	<b>0%</b>	<b>0%</b>	<b>0%</b>	<b>0%</b>
<b>CASH &amp; CASH ALTERNATIVES</b>	<b>2%</b>	<b>2%</b>	<b>2%</b>	<b>2%</b>	<b>2%</b>

## ASSET CLASS DEFINITIONS

**U.S. Mid Cap Equity:** Russell Midcap Index: A subset of the Russell 1000 index, the Russell Midcap index measures the performance of the mid-cap segment of the U.S. equity universe. Based on a combination of their market cap and current index membership, this index includes approximately 800 of the smallest securities which represents approximately 27% of the total market capitalization of the Russell 1000 companies. The index is created to provide a full and unbiased indicator of the mid-cap segment.

**U.S. Small Cap Equity:** Russell 2000 Index: The Russell 2000 Index measures the performance of the small-cap segment of the U.S. equity universe. The Russell 2000 is a subset of the Russell 3000 Index, representing approximately 10% of the total market capitalization of that index. It includes approximately 2,000 of the smallest securities based on a combination of their market cap and current index membership.

The Russell 2000 Index is constructed to provide a comprehensive and unbiased small-cap barometer and is completely reconstituted annually to ensure larger stocks do not distort the performance and characteristics of the true small-cap opportunity set.

**The Large Cap Allocation is comprised of the following asset classes: U.S. Large Cap Blend, U.S. Large Cap Growth and U.S. Large Cap Value.**

**U.S. Large Cap Blend:** The Russell 1000 Index. An index of approximately 1,000 of the largest companies in the U.S. equity market. The Russell 1000 is a subset of the Russell 3000 Index. It represents the top companies by market capitalization. The Russell 1000 typically comprises approximately 90% of the total market capitalization of all listed U.S. stocks. It is considered a bellwether index for large cap investing.

**U.S. Large Cap Growth:** The Russell 1000 Growth Index. This is a composite that includes large- and mid-cap companies located in the United States that also exhibit a growth probability. The Russell 1000 Growth is published and maintained by FTSE Russell.

**U.S. Large Cap Value:** The Russell 1000 Value Index. This is a composite of large- and mid-cap companies located in the United States that also exhibit a value probability. The Russell 1000 Value is published and maintained by FTSE Russell.

**Non U.S. Developed Market Equity:** MSCI EAFE: This index is a free float-adjusted market capitalization index that measures the performance of developed market equities, excluding the U.S. and Canada. It consists of the following 22 developed market country indices: Australia, Austria, Belgium, Denmark, Finland, France, Germany, Greece, Hong Kong, Ireland, Israel, Italy, Japan, the Netherlands, New Zealand, Norway, Portugal, Singapore, Spain, Sweden, Switzerland and the United Kingdom.

**Non U.S. Fixed Income:** Bloomberg Barclays Global Aggregate ex USD Bond Index provides a broad-based measure of the global investment grade fixed-rate debt markets, excluding the United States. Currency exposure is hedged to the U.S. dollar.

**Emerging Market Equity:** MSCI Emerging Markets Index: A free float-adjusted market capitalization index that is designed to measure equity market performance of emerging markets. As of December 31, 2010, the MSCI Emerging Markets Index consists of the following 21 emerging market country indices: Brazil, Chile, China, Colombia, Czech Republic, Egypt, Hungary, India, Indonesia, Korea, Malaysia, Mexico, Morocco, Peru, the Philippines, Poland, Russia, South Africa, Taiwan, Thailand and Turkey.

**Investment Grade Long Maturity Fixed Income:** Barclays Long US Government/Credit: The long component of the Barclays Capital Government/Credit Index with securities in the maturity range from 10 years or more.

**Investment Grade Intermediate Maturity Fixed Income:** Barclays US Aggregate Bond Index: This index is a broad fixed income index that includes all issues in the Government/Credit Index and mortgage-backed debt securities. Maturities range from 1 to 30 years with an average maturity of nearly 5 years.

**Investment Grade Short Maturity Fixed Income:** Barclays Govt/Credit 1-3 Year: The component of the Barclays Capital Government/Credit Index with securities in the maturity range from 1 up to (but not including) 3 years.

**Non-Investment Grade Fixed Income (High Yield):** Barclays US Corporate High Yield Index: Covers the universe of fixed rate, non-investment grade debt which includes corporate (Industrial, Utility, and Finance both U.S. and non-U.S. corporations) and noncorporate sectors. The index also includes Eurobonds and debt issues from countries designated as emerging markets (sovereign rating of Baa1/BBB+/BBB+ and below using the middle of

Moody's, S&P and Fitch) are excluded, but Canadian and global bonds (SEC registered) of issuers in non-EMG countries are included. Original issue zeroes, step-up coupon structures, 144-As and pay-in-kind bonds (PIKs, as of October 1, 2009) are also included. Must publicly issued, dollar-denominated and nonconvertible, fixed rate (may carry a coupon that steps up or changes according to a predetermined schedule, and be rated high-yield (Ba1 or BB+ or lower) by at least two of the following: Moody's, S&P or Fitch. Also, it must have an outstanding par value of at least \$150 million and regardless of call features have at least one year to final maturity.

**Multi-Sector Fixed Income:** The index for the multi-sector bond asset class is composed of one-third the Barclays Aggregate US Bond Index, a broad fixed income index that includes all issues in the Government/Credit Index and mortgage-backed debt securities; maturities range from 1 to 30 years with an average maturity of nearly 5 years, one-third the Barclays US Corporate High Yield Index, which covers the universe of fixed rate, non-investment grade debt and includes corporate (industrial, utility and finance both U.S. and non-U.S. corporations) and noncorporate sectors and one-third the J.P. Morgan EMBI Global Diversified Index, an unmanaged index of debt instruments of 50 emerging countries.

The Multi-Sector Fixed Income category also includes nontraditional bond funds. Non-traditional bond funds pursue strategies divergent in one or more ways from conventional practice in the broader bond-fund universe. These funds have more flexibility to invest tactically across a wide swath of individual sectors, including high-yield and foreign debt, and typically with very large allocations. These funds typically have broad freedom to manage interest-rate sensitivity but attempt to tactically manage those exposures in order to minimize volatility. Funds within this category often will use credit default swaps and other fixed income derivatives to a significant level within their portfolios.

**Alternatives Investment:** HFRI Fund of Funds Index: The index only contains fund of funds, which invest with multiple managers through funds or managed accounts. It is an equal-weighted index, which includes over 650 domestic and offshore funds that have at least \$50 million under management or have been actively trading for at least 12 months. All funds report assets in U.S. dollar and net return, which are on a monthly basis.

**Cash & Cash Alternatives:** Citigroup 3 Month US Treasury Bill: A market value-weighted index of public obligations of the U.S. Treasury with maturities of 3 months.

## KEY TERMS

**Long/Short Equity:** Long/short equity managers typically take both long and short positions in equity markets. The ability to vary market exposure may provide a long/short manager with the opportunity to express either a bullish or bearish view, and to potentially mitigate risk during difficult times.

**Global Macro:** Hedge funds employing a global macro approach take positions in financial derivatives and other securities on the basis of movements in global financial markets. The strategies are typically based on forecasts and analyses of interest rate trends, movements in the general flow of funds, political changes, government policies, intergovernmental relations, and other broad systemic factors.

**Multi-Strategy:** Engage in a broad range of investment strategies, including but not limited to long-short equity, global macro, merger arbitrage, statistical arbitrage, structured credit, and event-driven strategies. The funds have the ability to dynamically shift capital among the various sub-strategies, seeking the greatest perceived risk-reward opportunities at any given time.

**Event-Driven:** Event-driven managers typically focus on company-specific events. Examples of such events include mergers, acquisitions, bankruptcies, reorganizations, spin-offs and other events that could be considered to offer "catalyst driven" investment opportunities. These managers will primarily trade equities and bonds.

**Market Neutral:** A hedge fund strategy that seeks to exploit differences in stock prices by being long and short in stocks within the same sector, industry, market capitalization, country, etc. This strategy creates a hedge against market factors.

**Managed Futures:** Managed futures strategies trade in a variety of global markets, attempting to identify and profit from rising or falling trends that develop in these markets. Markets that are traded often include financials (interest rates, stock indices and currencies), as well as commodities (energy, metals and agricultural).

## DISCLOSURE

All expressions of opinion reflect the judgment of Raymond James & Associates, Inc., and are subject to change. There is no assurance any of the trends mentioned will continue or forecasts will occur. Dividends are not guaranteed and will fluctuate. Investing involves risk including the possible loss of capital. Asset allocation and diversification do not guarantee a profit nor protect against loss. Investing in certain sectors may involve additional risks and may not be appropriate for all investors.

International investing involves special risks, including currency fluctuations, different financial accounting standards, and possible political and economic volatility. Investing in emerging and frontier markets can be riskier than investing in well-established foreign markets.

Investing in small- and mid-cap stocks generally involves greater risks and, therefore, may not be appropriate for every investor.

There is an inverse relationship between interest rate movements and fixed income prices. Generally, when interest rates rise, fixed income prices fall and when interest rates fall, fixed income prices rise.

U.S. government bonds and Treasury bills are guaranteed by the U.S. government and, if held to maturity, offer a fixed rate of return and guaranteed principal value. U.S. government bonds are issued and guaranteed as to the timely payment of principal and interest by the federal government. Treasury bills are certificates reflecting short-term obligations of the U.S. government.

While interest on municipal bonds is generally exempt from federal income tax, they may be subject to the federal alternative minimum tax or state or local taxes. In addition, certain municipal bonds (such as Build America Bonds) are issued without a federal tax exemption, which subjects the related interest income to federal income tax. Municipal bonds may be subject to capital gains taxes if sold or redeemed at a profit.

If bonds are sold prior to maturity, the proceeds may be more or less than original cost. A credit rating of a security is not a recommendation to buy, sell or hold securities and may be subject to review, revisions, suspension, reduction or withdrawal at any time by the assigning rating agency.

Commodities and currencies are generally considered speculative because of the significant potential for investment loss. They are volatile investments and should only form a small part of a diversified portfolio. Markets for precious metals and other commodities are likely to be volatile and there may be sharp price fluctuations even during periods when prices overall are rising.

Investing in REITs can be subject to declines in the value of real estate. Economic conditions, property taxes, tax laws and interest rates all present potential risks to real estate investments.

High-yield bonds are not suitable for all investors. The risk of default may increase due to changes in the issuer's credit quality. Price changes may occur due to changes in interest rates and the liquidity of the bond. When appropriate, these bonds should only comprise a modest portion of your portfolio.

Beta compares volatility of a security with an index. Alpha is a measure of performance on a risk-adjusted basis.

The process of rebalancing may result in tax consequences.

Alternative investments involve specific risks that may be greater than those associated with traditional investments and may be offered only to clients who meet specific suitability requirements, including minimum net worth tests. Investors should consider the special

risks with alternative investments including limited liquidity, tax considerations, incentive fee structures, potentially speculative investment strategies, and different regulatory and reporting requirements. Investors should only invest in hedge funds, managed futures, distressed credit or other similar strategies if they do not require a liquid investment and can bear the risk of substantial losses. There can be no assurance that any investment will meet its performance objectives or that substantial losses will be avoided.

The companies engaged in business related to a specific sector are subject to fierce competition and their products and services may be subject to rapid obsolescence.

## MODEL DEFINITIONS

**Conservative Portfolio:** may be appropriate for investors with long-term income distribution needs who are sensitive to short-term losses yet want to achieve some capital appreciation. The equity portion of this portfolio generates capital appreciation, which is appropriate for investors who are sensitive to the effects of market fluctuation but need to sustain purchasing power. This portfolio, which has a higher weighting in bonds than in stocks, seeks to keep investors ahead of the effects of inflation with an eye toward maintaining principal stability.

**Moderate Conservative Portfolio:** may be appropriate for investors with intermediate-term time horizons who are sensitive to short-term losses yet want to participate in the long-term growth of the financial markets. The portfolio, which has an equal weighting in stocks and bonds, seeks to keep investors well ahead of the effects of inflation with an eye toward maintaining principal stability. The portfolio has return and short-term loss characteristics that may deliver returns lower than that of the broader market with lower levels of risk and volatility.

**Moderate Portfolio:** may be appropriate for investors with intermediate-term time horizons who are sensitive to short-term losses yet want to participate in the long-term growth of the financial markets. This portfolio, which has a higher weighting in stocks, seeks to keep investors well ahead of the effects of inflation with an eye toward maintaining principal stability. The portfolio has return and short-term loss characteristics that may deliver returns lower than that of the broader equity market with lower levels of risk and volatility.

**Moderate Growth Portfolio:** may be appropriate for investors with long-term time horizons who are not sensitive to short-term losses and want to participate in the long-term growth of the financial markets. This portfolio, which has a higher weighting in stocks, seeks to keep investors well ahead of the effects of inflation with principal stability as a secondary consideration. The portfolio has return and short-term loss characteristics that may deliver returns slightly lower than that of the broader equity market with slightly lower levels of risk and volatility.

**Growth Portfolio:** may be appropriate for investors with long-term time horizons who are not sensitive to short-term losses and want to participate in the long-term growth of the financial markets. This portfolio, which has 100% in stocks, seeks to keep investors well ahead of the effects of inflation with little regard for maintaining principal stability. The portfolio has return and short-term loss characteristics that may deliver returns comparable to those of the broader equity market with similar levels of risk and volatility.

Prepared by Raymond James for use by its advisors.

# RAYMOND JAMES